

General data sheet

Oil Nozzles Types EH and ES

For specific information on this product, please contact Danfoss Burner Components

Application

Oil nozzles type EH and ES are designed for domestic high-pressure oil burners operating with kerosene. They are available with 2 different spray angles and sizes from 0.4 to 2.00 USgal/h.

The nozzles are equipped with sintered bronze filters.

Our existing oil nozzles e.g. 60°S and 80°H can directly be replaced by our new 60°ES – 80°EH.

Application and Features

- Kerosene
- OFTEC certification (OFS E100)
- 100% test of capacity and performance

Identification

The nozzle is marked with the following information:

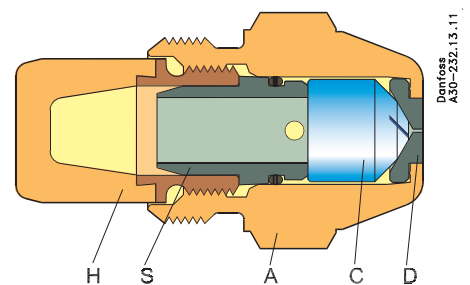


OFTEC-specification 1.80	Specified capacity (kg/h)
OFTEC specification point	800 kPa (8 bar), 1.65 cSt., 790 kg/m ³ Capacity tolerance: ± 5%
OK	OFTEC Kerosene certification
[]	Serial number for internal use
0.60	Reference capacity (USgal/h)
Reference specification point	700 kPa (7 bar), 3.4 cSt., 820 kg/m ³
60° S	Spray angle & pattern (EH = Hollow, ES = Solid)

Design

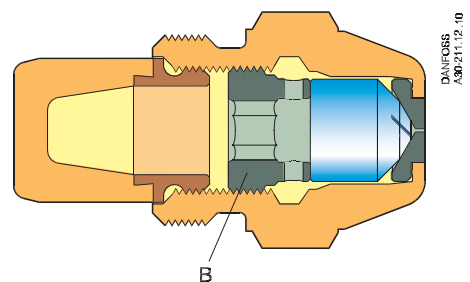
Sizes 0.40-0.60 USgal/h with O-ring sealing

- A Nozzle housing
- C Nozzle cone
- D Orifice disc
- H Filter
- S O-ring holder



Sizes 0.65-2.00 USgal/h with bottom screw

- B Bottom screw

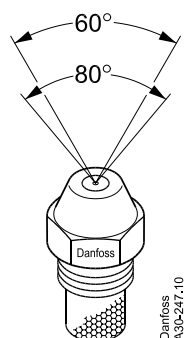


Developed – designed – tested for kerosene application

The kerosene nozzle series meets the requirements of the OFTEC kerosene nozzle standard OFS E100

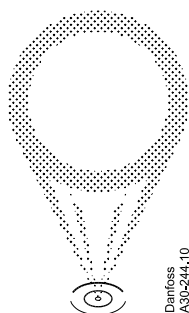


Spray angles




Spray patterns

EH



Hollow

ES



Solid

Technical data

Filters

Capacity 0.40-0.85 USgal/h: 45 µm sintered bronze	
Capacity 1.00-2.00 USgal/h: 75 µm sintered bronze	

Tightening torques

Recommended tightening torque	15 to 20 Nm (1.5 to 2.0 kpm)
Max. tightening torque	25 Nm (2.5 kpm)

Technical data

Oil Nozzles Types EH and ES

Reference capacity Usgal/h	Spray angles/patterns				Specified capacity kg/h
	60°		80°		
0.40	EH	ES	EH	ES	1.20
0.45	EH	ES	EH	ES	1.35
0.50	EH	ES	EH	ES	1.50
0.55	EH	ES	EH	ES	1.65
0.60	EH	ES	EH	ES	1.80
0.65	EH	ES	EH	ES	1.95
0.75	EH	ES	EH	ES	2.25
0.85	EH	ES	EH	ES	2.55
1.00	EH	ES	EH	ES	3.00
1.10	EH	ES	EH	ES	3.30
1.20	EH	ES	EH	ES	3.60
1.25	EH	ES	EH	ES	3.75
1.35	EH	ES	EH	ES	4.00
1.50	EH	ES	EH	ES	4.50
1.65	EH	ES	EH	ES	5.00
1.75	EH	ES	EH	ES	5.25
2.00	EH	ES	EH	ES	6.30

Dimensions

