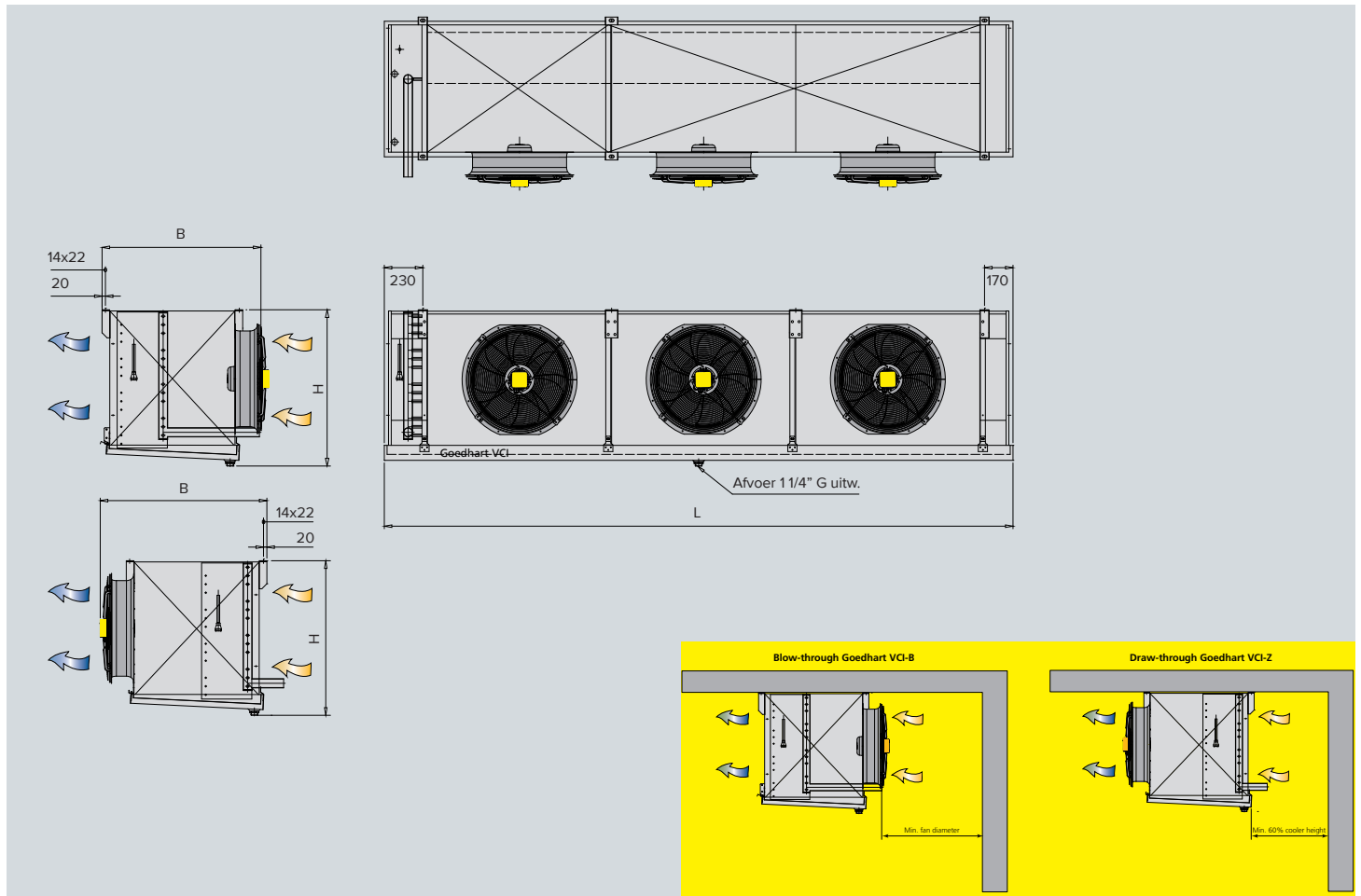




Goedhart® VCI air coolers

DIMENSIONS & WEIGHTS









The extensive range Goedhart® VCI single discharge ceiling mounted industrial air coolers are suitable industrial cooling and freezing applications. The possible air direction is blow-through or draw-through (please specify when ordering).







Casing

- Construction for ceiling mounting
- Casing material of galvanized sheet steel
- Standard white epoxy spray finishing
- Bend/header protection by end covers, easy removed for maintenance
- Standard refrigerant connections are positioned on the left hand side of the unit when looking with the direction of the airflow.
- Cleanable execution optional
- Hinged drip tray prepared
- Possible defrost by hot gas spiral or electric defrost elements will be fixed to the bottom side of the coil
- Stainless steel fasteners

Goedhart® VCI features

- For cooling and freezing applications
- Blow-through or draw-through execution possible
- Copper tubes and aluminium fins
- Available with internally plain or enhanced copper tubes
- Consisting of 630 models
- Capacity range from 4 to 269,0kW. (R404A dx, SC2)
- EC fan technology possible
- Fans not standard wired to a junction box (optional)
- Suitable for most refrigerants / coolants with exception of NH₃
- Goedhart® VCI is delivered on a wooden frame for easy mounting
- Many options and accessories available

Type	DIMENSIONS			WEIGHTS					
	L	B	H						
Goedhart® VCI	mm	mm	mm	kg	kg	kg	kg	kg	kg
3.1.45.	1256	560	720			76			
4.1.45.	1256	610	720	93	87	85			
6.1.45.	1256	710	720	115	105	103	101	98	
8.1.45.	1256	810	720		125	121	117	114	114
1.1.45.	1256	910	720				135	129	129
3.1.56.	1556	780	920			135			
4.1.56.	1556	830	920	164	152	148			
6.1.56.	1556	930	920	200	182	177	173	167	
8.1.56.	1556	1030	920		212	204	200	192	192
1.1.56.	1556	1130	920				226	217	216
3.1.63.	1656	795	1120			176			
4.1.63.	1656	845	1120	215	198	194			
6.1.63.	1656	945	1120	260	235	228	222	215	
8.1.63.	1656	1045	1120		274	265	257	247	247
1.1.63.	1656	1145	1120				291	277	277
3.2.45.	2056	560	720			124			
4.2.45.	2056	610	720	156	143	139			
6.2.45.	2056	710	720	195	175	169	164	159	
8.2.45.	2056	810	720		208	200	194	185	186
1.2.45.	2056	910	720				222	212	211
3.2.56.	2656	780	920			226			
4.2.56.	2656	830	920	282	258	251			
6.2.56.	2656	930	920	349	312	302	293	282	
8.2.56.	2656	1030	920		366	352	341	326	326
1.2.56.	2656	1130	920				389	370	370
3.2.63.	2856	795	1120			300			
4.2.63.	2856	845	1120	376	343	334			
6.2.63.	2856	945	1120	463	412	398	387	372	
8.2.63.	2856	1045	1120		484	464	449	429	429
1.2.63.	2856	1145	1120				511	486	484
3.3.45.	2856	560	720			172			
4.3.45.	2856	610	720	219	199	194			
6.3.45.	2856	710	720	276	246	238	231	222	
8.3.45.	2856	810	720		293	280	272	260	260
1.3.45.	2856	910	720				312	297	297
3.3.56.	3756	780	920			317			
4.3.56.	3756	830	920	400	363	353			
6.3.56.	3756	930	920	497	441	426	414	397	
8.3.56.	3756	1030	920		522	500	484	462	461
1.3.56.	3756	1130	920				552	524	524
3.3.63.	4056	795	1120			426			
4.3.63.	4056	845	1120	538	488	474			
6.3.63.	4056	945	1120	664	589	567	551	529	
8.3.63.	4056	1045	1120		692	663	642	611	611
1.3.63.	4056	1145	1120				731	693	692
3.4.45.	3656	560	720			220			
4.4.45.	3656	610	720	280	255	247			
6.4.45.	3656	710	720	355	315	303	295	283	
8.4.45.	3656	810	720		376	360	349	332	332
1.4.45.	3656	910	720				400	380	379

Type	DIMENSIONS			WEIGHTS					
	L	B	H						
Goedhart® VCI	mm	mm	mm	kg	kg	kg	kg	kg	kg
3.4.56.	4856	780	920			408			
4.4.56.	4856	830	920	517	469	455			
6.4.56.	4856	930	920	645	571	550	534	511	
8.4.56.	4856	1030	920		674	646	625	595	594
1.4.56.	4856	1130	920				713	676	675
3.4.63.	5256	795	1120			553			
4.4.63.	5256	845	1120	699	632	614			
6.4.63.	5256	945	1120	868	767	738	717	686	
8.4.63.	5256	1045	1120		901	863	834	794	792
1.4.63.	5256	1145	1120				950	899	898
3.5.45.	4456	560	720			267			
4.5.45.	4456	610	720	343	311	302			
6.5.45.	4456	710	720	437	386	372	360	346	
8.5.45.	4456	810	720		460	441	426	406	405
1.5.45.	4456	910	720				492	466	465
3.5.63.	6456	795	1120			677			
4.5.63.	6456	845	1120	860	778	754			
6.5.63.	6456	945	1120	1069	943	907	880	843	
8.5.63.	6456	1045	1120		1112	1063	1027	976	975
1.5.63.	6456	1145	1120				1170	1106	1104
3.6.45.	5256	560	720			315			
4.6.45.	5256	610	720	408	367	357			
6.6.45.	5256	710	720	517	457	439	426	408	
8.6.45.	5256	810	720		545	523	505	480	480
1.6.45.	5256	910	720				582	551	550
3.6.63.	7656	795	1120			803			
4.6.63.	7656	845	1120	1021	923	894			
6.6.63.	7656	945	1120	1271	1120	1077	1044	999	
8.6.63.	7656	1045	1120		1320	1262	1219	1158	1156
1.6.63.	7656	1145	1120				1390	1314	1311
3.7.45.	6056	560	720			363			
4.7.45.	6056	610	720	470	423	409			
6.7.45.	6056	710	720	596	525	505	490	468	
8.7.45.	6056	810	720		627	600	580		
1.7.45.	6056	910	720				670		
3.7.63.	7456	795	1320			899			
4.7.63.	7456	845	1320	1150	1034	1002			
6.7.63.	7456	945	1320	1435	1259	1209	1171	1118	
8.7.63.	7456	1045	1320		1486	1418	1367	1296	1294
1.7.63.	7456	1145	1320				1561	1472	1469
3.8.45.	6856	560	720			410			
4.8.45.	6856	610	720	532	479	464			
6.8.45.	6856	710	720	676	595	573	555	531	
8.8.45.	6856	810	720		713	682	658		
1.8.45.	6856	910	720				760		

The dimensions in the tables are external dimensions of the heat exchanger. Measures such as suspension points, but also internal volume [dm³], other conditions, refrigerants, coolants and materials are available in the Goedhart GPC selection program. Goedhart GPC is free to download from www.kelvion.com.

