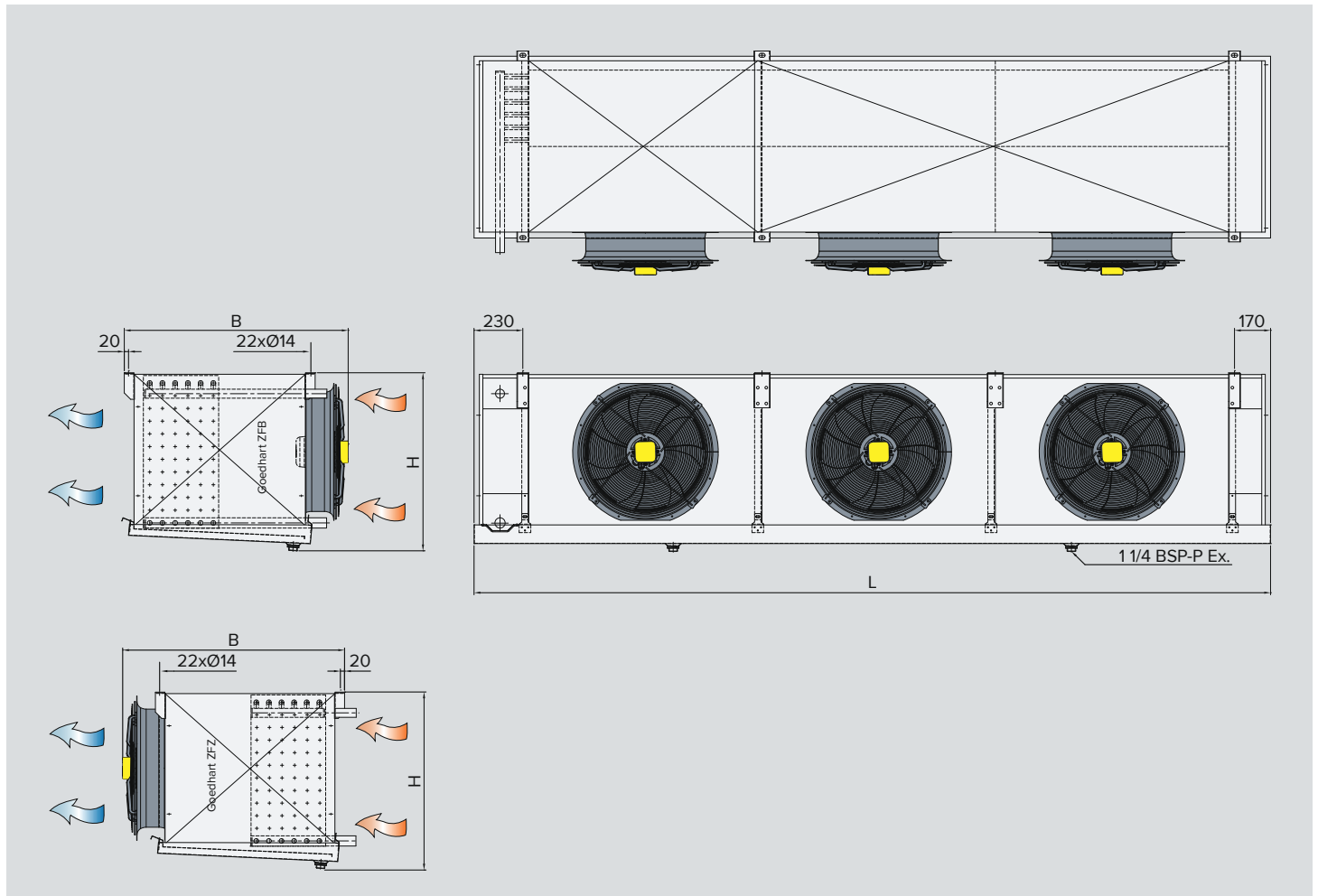




Goedhart® ZFB/ZFZ air coolers

DIMENSIONS & WEIGHTS







The range Goedhart® ZFB/ZFZ single discharge ceiling mounted are suitable for cooling and freezing applications. The fans are arranged for blow-through air configuration and draw-through (please state which is required when ordering)





Casing

- Construction for ceiling mounting
- Casing material of galvanized sheet steel (not painted)
- Bend/header protection by end covers, easy removed for maintenance
- Standard refrigerant connections are positioned on the left hand side of the unit when looking with the direction of the airflow
- Hinged drip tray prepared
- Possible defrost by hot gas spiral or electric defrost elements will be fixed to the bottom side of the coil
- Stainless steel fasteners

Goedhart® ZFB / ZFZ features

- For cooling and freezing applications
- Blow-through or draw-through execution possible
- Steel tubes and fins, hot dipped galvanized.
- Consisting of 448 models
- Capacity range from 3,1 to 87,0kW.(NH3 Pump system, SC2)
- EC fan technology possible
- Fans not standard wired to a junction box (optional)
- Suitable for NH3 pump system, CO2, HFK's and coolants
- Goedhart® ZFB / ZFZ delivered on a wooden frame for easy mounting
- Optimized cooling circuits
- A wide variety of accessories and options available

Type	Dimensions			Weight			
	L	B	H				
Goedhart® ZFB ZFZ	mm	mm	mm	kg	kg	kg	kg
4.1.45.*	1206	725	720	168	155		
6.1.45.*	1206	845	720	224	203	281	
8.1.45.*	1206	965	720	278	251	192	225
1.1.45.*	1206	1085	720			235	267
4.1.50.*	1256	825	840	213	195		
6.1.50.*	1256	945	840	282	257	242	
8.1.50.*	1256	1065	840	351	315	295	282
1.1.50.*	1256	1185	840			350	334
4.1.56.*	1556	935	840	274	250		
6.1.56.*	1556	1055	840	362	328	307	
8.1.56.*	1556	1175	840	451	405	377	357
1.1.56.*	1556	1295	840			446	422
4.1.63.*	1656	925	1080	377	343		
6.1.63.*	1656	1045	1080	502	451	421	
8.1.63.*	1656	1165	1080	626	558	516	488
1.1.63.*	1656	1285	1080			611	578
4.2.45.*	1956	725	720	294	267		
6.2.45.*	1956	845	720	394	355	331	
8.2.45.*	1956	965	720	495	440	410	387
1.2.45.*	1956	1085	720			488	461
4.2.50.*	2056	825	840	373	340		
6.2.50.*	2056	945	840	498	448	417	
8.2.50.*	2056	1065	840	623	556	514	487
1.2.50.*	2056	1185	840			612	578
4.2.56.*	2656	935	840	490	444		
6.2.56.*	2656	1055	840	655	585	544	
8.2.56.*	2656	1175	840	820	725	670	631
1.2.56.*	2656	1295	840			796	749
4.2.63.*	2856	925	1080	681	614		
6.2.63.*	2856	1045	1080	916	814	753	
8.2.63.*	2856	1165	1080	1149	1012	930	876
1.2.63.*	2856	1285	1080			1107	1040

Type	Dimensions			Weight			
	L	B	H				
Goedhart® ZFB ZFZ	mm	mm	mm	kg	kg	kg	kg
4.3.45.*	2706	725	720	410	371		
6.3.45.*	2706	845	720	554	493	458	
8.3.45.*	2706	965	720	695	616	568	535
1.3.45.*	2706	1085	720			676	636
4.3.50.*	2856	825	840	520	471		
6.3.50.*	2856	945	840	699	623	576	
8.3.50.*	2856	1065	840	878	774	714	672
1.3.50.*	2856	1185	840			850	798
4.3.56.*	3756	935	840	705	637		
6.3.56.*	3756	1055	840	946	843	778	
8.3.56.*	3756	1175	840	1190	1049	963	906
1.3.56.*	3756	1295	840			1147	1076
4.3.63.*	4056	925	1080	987	886		
6.3.63.*	4056	1045	1080	1330	1176	1085	
8.3.63.*	4056	1165	1080			1345	1263
1.3.63.*	4056	1285	1080				1503
4.4.45.*	3456	725	720	547	496		
6.4.45.*	3456	845	720	737	659	611	
8.4.45.*	3456	965	720	927	820	757	715
1.4.45.*	3456	1085	720			902	849
4.4.50.*	3656	825	840	695	628		
6.4.50.*	3656	945	840	934	831	769	
8.4.50.*	3656	1065	840	1171	1035	953	897
1.4.50.*	3656	1185	840			1135	1066

The dimensions in the tables are external dimensions of the heat exchanger. Measures such as suspension points, but also internal volume [dm³], other conditions, refrigerants, coolants and materials are available in the Goedhart GPC selection program. Goedhart GPC is free to download from www.kelvion.com.

