



# Technical specification

---

Dewatering pump BS/KS 2630, 50 Hz



Flygt







# BS/KS 2630

## Product

Submersible pump for dewatering building yards, draining water in flooded areas, and other similar applications.

## Denomination

Product code	2630.180
Installation	S
Impeller characteristics	MT, HT

## Process data

Liquid temperature	max +40 °C
Depth of immersion	max 20 m
Liquid density	max 1100 kg/m <sup>3</sup>
Strainer hole size	18 mm x 8 mm
The pH of the pumped liquid	pH 5 - 8

## Motor data

Frequency	50 Hz
Insulation class	H (+180 °C)
Voltage variation	
- continuously running	max ± 5%
- intermittent running	max ± 10%
Voltage imbalance between phases	max 2%
No. of starts/hour	max 30

## Cable

SUBCAB®	4G1.5 4G1.5+2x1.5 4G2.5 4G2.5+2x1.5
NSSHÖU	3x2.5+3x2.5/3E+3x1.5

## Monitoring equipment

Thermal contacts opening temp.	+140°C
--------------------------------	--------

## Material

Impeller	High chrome alloyed white cast iron
Wear parts	Nitrile rubber, high chrome cast iron
Stator housing	Aluminium
Strainer	Stainless steel
Shaft	Stainless steel
O-rings	Nitrile rubber

## Mechanical face seals

Alternative	Inner seal	Outer seal
1	Corrosion resistant cemented carbide/ Corrosion resistant cemented carbide	Corrosion resistant cemented carbide/ Corrosion resistant cemented carbide

## Surface Treatment

No surface treatment

## Weight

Excl. cable	49 kg
-------------	-------

## Option

Warm liquid version  
Starters  
Quick couplings  
Zinc anodes

## Accessories

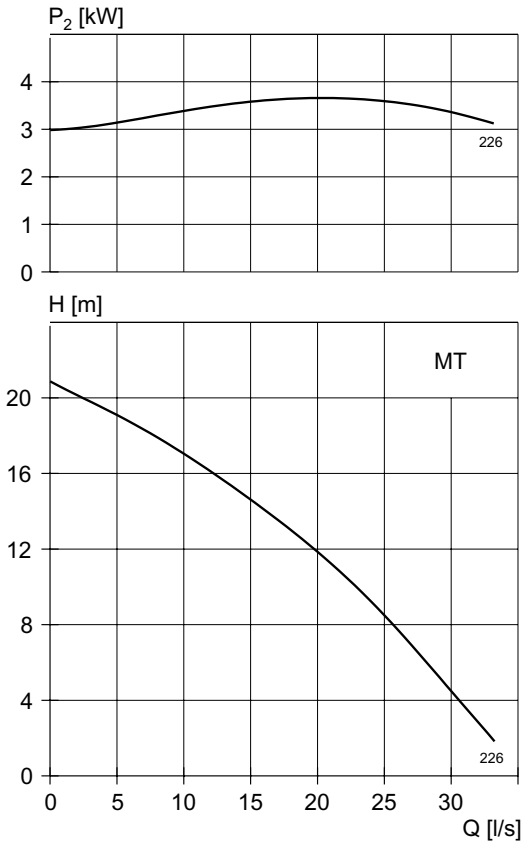
Adapters, hose connections and other mechanical accessories.  
Electrical accessories such as pump controller, control panels, monitoring relays, cables.  
See separate booklet or [www.flygt.com](http://www.flygt.com), for further information.

## MT- Motor rating and performance curve

**2630.180**

Curve/Impeller No	Rated Power, kW (hp)	Rated current, A	Starting current, A	Power factor cos $\phi$	Ex proof version available
<b>220 V D, 50 Hz, 3~, 2868 r/min</b>					
226	3.8 (5.1)	12.6	81.6	0.94	No
<b>230 V D, 50 Hz, 3~, 2884 r/min</b>					
226	3.8 (5.1)	12.0	85.5	0.94	No
<b>240 V D, 50 Hz, 3~, 2895 r/min</b>					
226	3.8 (5.1)	12.5	96.3	0.92	No
<b>380 V D, 50 Hz, 3~, 2866 r/min</b>					
226	3.8 (5.1)	7.3	46.2	0.95	No
<b>400 V D, 50 Hz, 3~, 2884 r/min</b>					
226	3.8 (5.1)	6.9	48.8	0.94	No
<b>415 V D, 50 Hz, 3~, 2874 r/min</b>					
226	3.8 (5.1)	6.7	43.7	0.94	No
<b>440 V D, 50 Hz, 3~, 2893 r/min</b>					
226	3.8 (5.1)	6.3	46.5	0.93	No
<b>500 V D, 50 Hz, 3~, 2891 r/min</b>					
226	3.8 (5.1)	5.5	40.7	0.93	No
<b>550 V D, 50 Hz, 3~, 2883 r/min</b>					
226	3.8 (5.1)	5.0	34.9	0.94	No
<b>660 V Y, 50 Hz, 3~, 2867 r/min</b>					
226	3.8 (5.1)	4.2	26.8	0.94	No
<b>690 V Y, 50 Hz, 3~, 2883 r/min</b>					
226	3.8 (5.1)	4.0	28.1	0.94	No
<b>1000 V Y, 50 Hz, 3~, 2885 r/min</b>					
226	3.8 (5.1)	2.8	18.1	0.94	No

*Y/D starting current is approximately 1/3 of D starting current.*

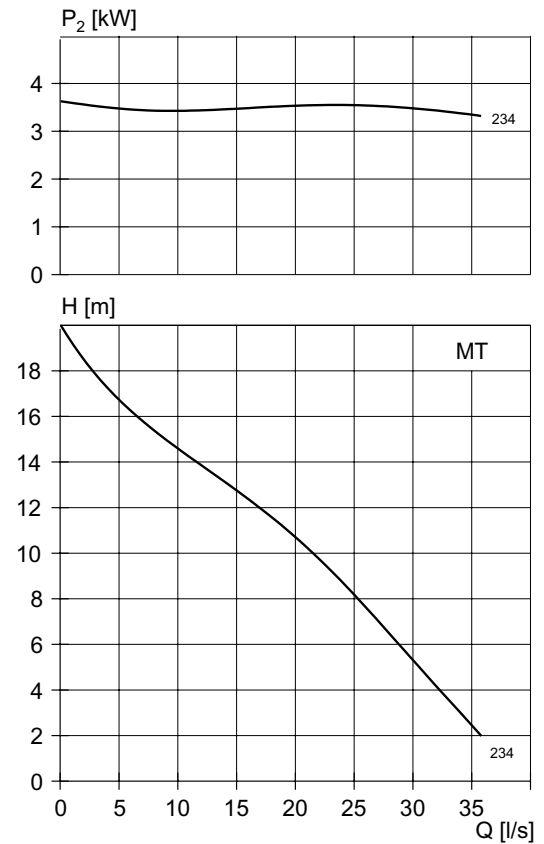


## MT- Motor rating and performance curve - Clog resistant

**2630.180**

Curve/Impeller No	Rated Power, kW (hp)	Rated current, A	Starting current, A	Power factor cos $\phi$	Ex proof version available
<b>220 V D, 50 Hz, 3~, 2868 r/min</b>					
234	3.8 (5.1)	12.6	81.6	0.94	No
<b>230 V D, 50 Hz, 3~, 2884 r/min</b>					
234	3.8 (5.1)	12.0	85.5	0.94	No
<b>240 V D, 50 Hz, 3~, 2895 r/min</b>					
234	3.8 (5.1)	12.5	96.3	0.92	No
<b>380 V D, 50 Hz, 3~, 2866 r/min</b>					
234	3.8 (5.1)	7.3	46.2	0.95	No
<b>400 V D, 50 Hz, 3~, 2884 r/min</b>					
234	3.8 (5.1)	6.9	48.8	0.94	No
<b>415 V D, 50 Hz, 3~, 2874 r/min</b>					
234	3.8 (5.1)	6.7	43.7	0.94	No
<b>440 V D, 50 Hz, 3~, 2893 r/min</b>					
234	3.8 (5.1)	6.3	46.5	0.93	No
<b>500 V D, 50 Hz, 3~, 2891 r/min</b>					
234	3.8 (5.1)	5.5	40.7	0.93	No
<b>550 V D, 50 Hz, 3~, 2883 r/min</b>					
234	3.8 (5.1)	5.0	34.9	0.94	No
<b>660 V Y, 50 Hz, 3~, 2867 r/min</b>					
234	3.8 (5.1)	4.2	26.8	0.94	No
<b>690 V Y, 50 Hz, 3~, 2883 r/min</b>					
234	3.8 (5.1)	4.0	28.1	0.94	No
<b>1000 V Y, 50 Hz, 3~, 2885 r/min</b>					
234	3.8 (5.1)	2.8	18.1	0.94	No

*Y/D starting current is approximately 1/3 of D starting current.*

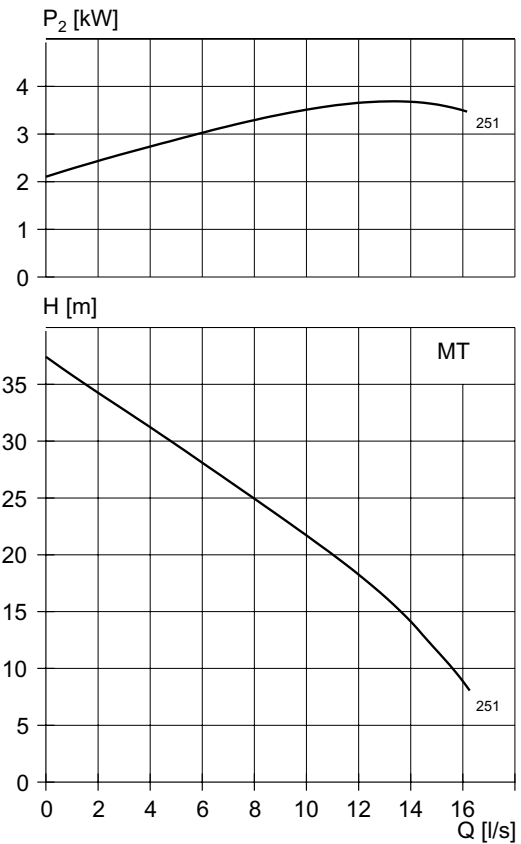


## HT- Motor rating and performance curve

**2630.180**

Curve/Impeller No	Rated Power, kW (hp)	Rated current, A	Starting current, A	Power factor cos $\varphi$	Ex proof version available
<b>220 V D, 50 Hz, 3~, 2868 r/min</b>					
251	3.8 (5.1)	12.6	81.6	0.94	No
<b>230 V D, 50 Hz, 3~, 2884 r/min</b>					
251	3.8 (5.1)	12.0	85.5	0.94	No
<b>240 V D, 50 Hz, 3~, 2895 r/min</b>					
251	3.8 (5.1)	12.5	96.3	0.92	No
<b>380 V D, 50 Hz, 3~, 2866 r/min</b>					
251	3.8 (5.1)	7.3	46.2	0.95	No
<b>400 V D, 50 Hz, 3~, 2884 r/min</b>					
251	3.8 (5.1)	6.9	48.8	0.94	No
<b>415 V D, 50 Hz, 3~, 2874 r/min</b>					
251	3.8 (5.1)	6.7	43.7	0.94	No
<b>440 V D, 50 Hz, 3~, 2893 r/min</b>					
251	3.8 (5.1)	6.3	46.5	0.93	No
<b>500 V D, 50 Hz, 3~, 2891 r/min</b>					
251	3.8 (5.1)	5.5	40.7	0.93	No
<b>550 V D, 50 Hz, 3~, 2883 r/min</b>					
251	3.8 (5.1)	5.0	34.9	0.94	No
<b>660 V Y, 50 Hz, 3~, 2867 r/min</b>					
251	3.8 (5.1)	4.2	26.8	0.94	No
<b>690 V Y, 50 Hz, 3~, 2883 r/min</b>					
251	3.8 (5.1)	4.0	28.1	0.94	No
<b>1000 V Y, 50 Hz, 3~, 2885 r/min</b>					
251	3.8 (5.1)	2.8	18.1	0.94	No

*Y/D starting current is approximately 1/3 of D starting current.*

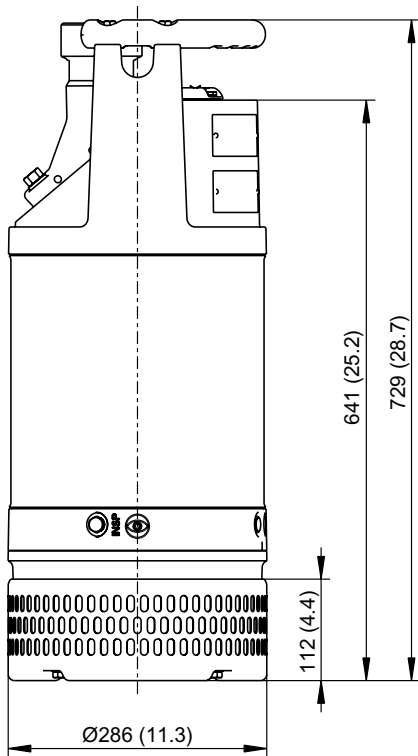


**Dimensional drawing**

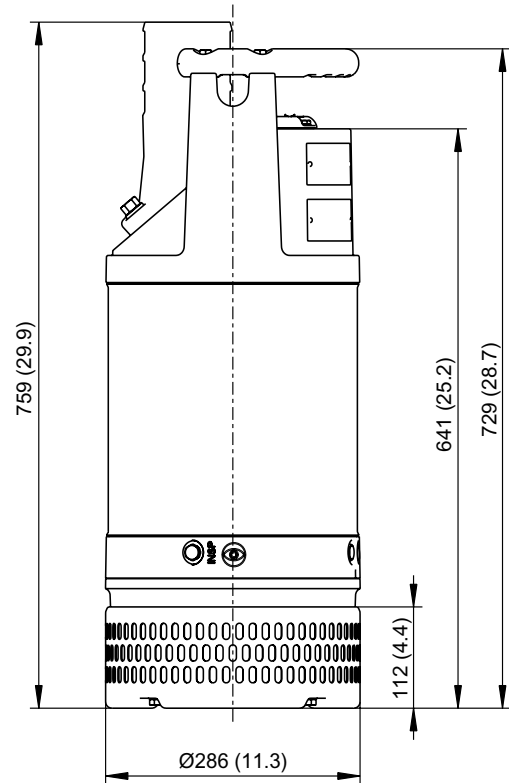
All drawings are available as Acrobat documents (.pdf) and AutoCad drawings (.dwg). Download the drawings from [www.flygt.com](http://www.flygt.com) or contact your ITT Flygt representative for more information.

All dimensions are in mm and (inch).

**MT, HT, S-installation**



**MT, HT, S-installation**





[www.flygt.com](http://www.flygt.com)