



Technical specification

Dewatering pump BS 2640, 50 Hz



Flygt





BS 2640

Product

Submersible pump for dewatering building yards, draining water in flooded areas, and other similar applications.

Denomination

| | |
|--------------------------|----------|
| Product code | 2640.180 |
| Installation | S |
| Impeller characteristics | MT, HT |

Process data

| | |
|-----------------------------|----------------------------|
| Liquid temperature | max +40 °C |
| Depth of immersion | max 20 m |
| Liquid density | max 1100 kg/m ³ |
| Strainer hole size | 18 mm x 8 mm |
| The pH of the pumped liquid | ph 5 - 8 |

Motor data

| | |
|----------------------------------|-------------|
| Frequency | 50 Hz |
| Insulation class | H (+180 °C) |
| Voltage variation | |
| - continuously running | max ± 5% |
| - intermittent running | max ± 10% |
| Voltage imbalance between phases | max 2% |
| No. of starts/hour | max 30 |

Cable

| | |
|---------|----------------------|
| SUBCAB® | 4G1.5 |
| | 4G1.5+2x1.5 |
| | 4G2.5 |
| | 4G2.5+2x1.5 |
| NSSHÖU | 3x2.5+3x2.5/3E+3x1.5 |

Monitoring equipment

| | |
|--------------------------------|--------|
| Thermal contacts opening temp. | +140°C |
|--------------------------------|--------|

Material

| | |
|----------------|---------------------------------------|
| Impeller | High chrome alloyed white cast iron |
| Wear parts | Nitrile rubber, high chrome cast iron |
| Stator housing | Aluminium |
| Strainer | Stainless steel |
| Shaft | Stainless steel |
| O-rings | Nitrile rubber |

Mechanical face seals

| Alternative | Inner seal | Outer seal |
|-------------|---|---|
| 1 | Corrosion resistant cemented carbide/ Corrosion resistant cemented carbide | Corrosion resistant cemented carbide/ Corrosion resistant cemented carbide |

Surface Treatment

No surface treatment

Weight

| | |
|-------------|-------|
| Excl. cable | 51 kg |
|-------------|-------|

Option

Warm liquid version
Starters
Quick couplings
Zinc anodes

Accessories

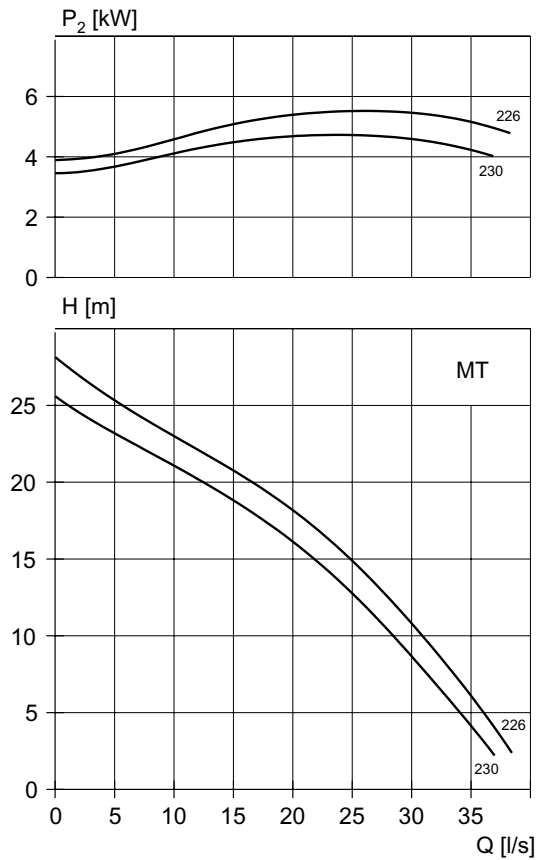
Adapters, hose connections and other mechanical accessories.
Electrical accessories such as pump controller, control panels, monitoring relays, cables.
See separate booklet or www.flygt.com, for further information.

MT- Motor rating and performance curve

2640.180

| Curve/Impeller No | Rated Power, kW (hp) | Rated current, A | Starting current, A | Power factor $\cos \varphi$ | Ex proof version available |
|--|----------------------|------------------|---------------------|-----------------------------|----------------------------|
| 220 V D, 50 Hz, 3~, 2879 r/min | | | | | |
| | 5.6 (7.5) | 18.9 | 123.3 | 0.93 | No |
| 230 V D, 50 Hz, 3~, 2891 r/min | | | | | |
| | 5.6 (7.5) | 18.6 | 129.3 | 0.90 | No |
| 240 V D, 50 Hz, 3~, 2900 r/min | | | | | |
| | 5.6 (7.5) | 18.9 | 135.5 | 0.85 | No |
| 380 V D, 50 Hz, 3~, 2883 r/min | | | | | |
| | 5.6 (7.5) | 11.0 | 73.5 | 0.92 | No |
| 400 V D, 50 Hz, 3~, 2896 r/min | | | | | |
| | 5.6 (7.5) | 11.0 | 77.7 | 0.87 | No |
| 415 V D, 50 Hz, 3~, 2884 r/min | | | | | |
| | 5.6 (7.5) | 10.1 | 66.8 | 0.92 | No |
| 440 V D, 50 Hz, 3~, 2898 r/min | | | | | |
| | 5.6 (7.5) | 10.2 | 71.3 | 0.86 | No |
| 500 V D, 50 Hz, 3~, 2892 r/min | | | | | |
| | 5.6 (7.5) | 8.7 | 59.2 | 0.89 | No |
| 550 V D, 50 Hz, 3~, 2898 r/min | | | | | |
| | 5.6 (7.5) | 8.2 | 57.1 | 0.86 | No |
| 660 V Y, 50 Hz, 3~, 2884 r/min | | | | | |
| | 5.6 (7.5) | 6.4 | 42.6 | 0.92 | No |
| 690 V Y, 50 Hz, 3~, 2895 r/min | | | | | |
| | 5.6 (7.5) | 6.3 | 44.7 | 0.88 | No |
| 1000 V Y, 50 Hz, 3~, 2889 r/min | | | | | |
| | 5.6 (7.5) | 4.3 | 29.0 | 0.90 | No |

Y/D starting current is approximately 1/3 of D starting current.

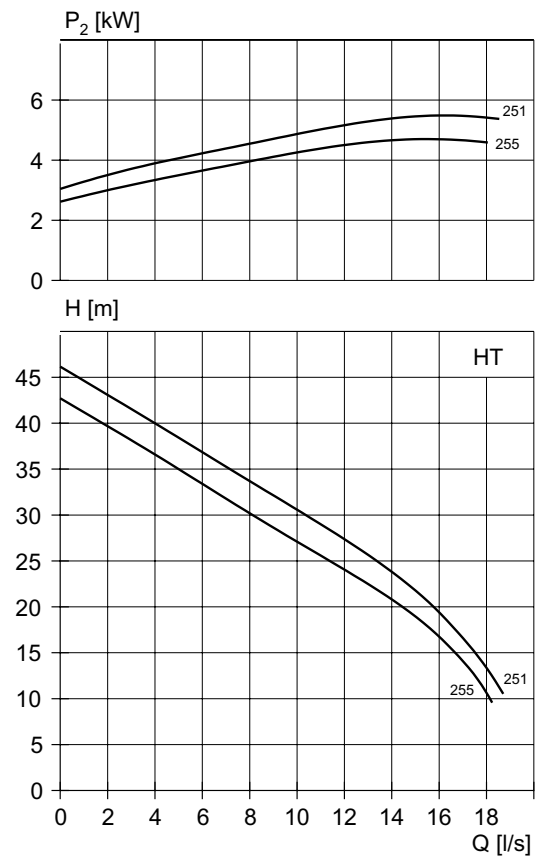


HT- Motor rating and performance curve

2640.180

| Curve/Impeller No | Rated Power, kW (hp) | Rated current, A | Starting current, A | Power factor cos ϕ | Ex proof version available |
|--|----------------------|------------------|---------------------|-------------------------|----------------------------|
| 220 V D, 50 Hz, 3~, 2879 r/min | | | | | |
| | 5.6 (7.5) | 18.9 | 123.3 | 0.93 | No |
| 230 V D, 50 Hz, 3~, 2891 r/min | | | | | |
| | 5.6 (7.5) | 18.6 | 129.3 | 0.90 | No |
| 240 V D, 50 Hz, 3~, 2900 r/min | | | | | |
| | 5.6 (7.5) | 18.9 | 135.5 | 0.85 | No |
| 380 V D, 50 Hz, 3~, 2883 r/min | | | | | |
| | 5.6 (7.5) | 11.0 | 73.5 | 0.92 | No |
| 400 V D, 50 Hz, 3~, 2896 r/min | | | | | |
| | 5.6 (7.5) | 11.0 | 77.7 | 0.87 | No |
| 415 V D, 50 Hz, 3~, 2884 r/min | | | | | |
| | 5.6 (7.5) | 10.1 | 66.8 | 0.92 | No |
| 440 V D, 50 Hz, 3~, 2898 r/min | | | | | |
| | 5.6 (7.5) | 10.2 | 71.3 | 0.86 | No |
| 500 V D, 50 Hz, 3~, 2892 r/min | | | | | |
| | 5.6 (7.5) | 8.7 | 59.2 | 0.89 | No |
| 550 V D, 50 Hz, 3~, 2898 r/min | | | | | |
| | 5.6 (7.5) | 8.2 | 57.1 | 0.86 | No |
| 660 V Y, 50 Hz, 3~, 2884 r/min | | | | | |
| | 5.6 (7.5) | 6.4 | 42.6 | 0.92 | No |
| 690 V Y, 50 Hz, 3~, 2895 r/min | | | | | |
| | 5.6 (7.5) | 6.3 | 44.7 | 0.88 | No |
| 1000 V Y, 50 Hz, 3~, 2889 r/min | | | | | |
| | 5.6 (7.5) | 4.3 | 29.0 | 0.90 | No |

Y/D starting current is approximately 1/3 of D starting current.

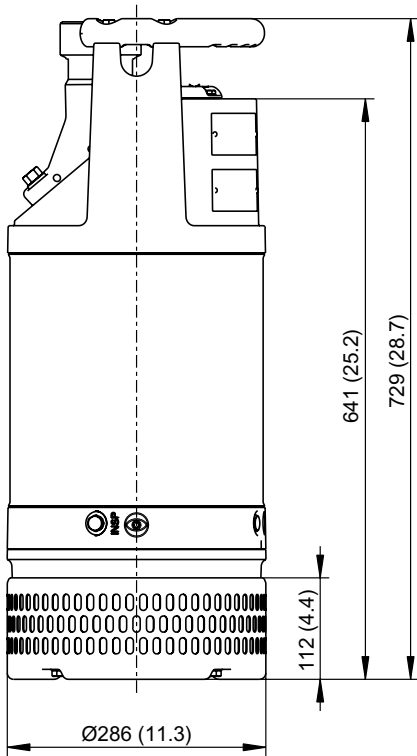


Dimensional drawing

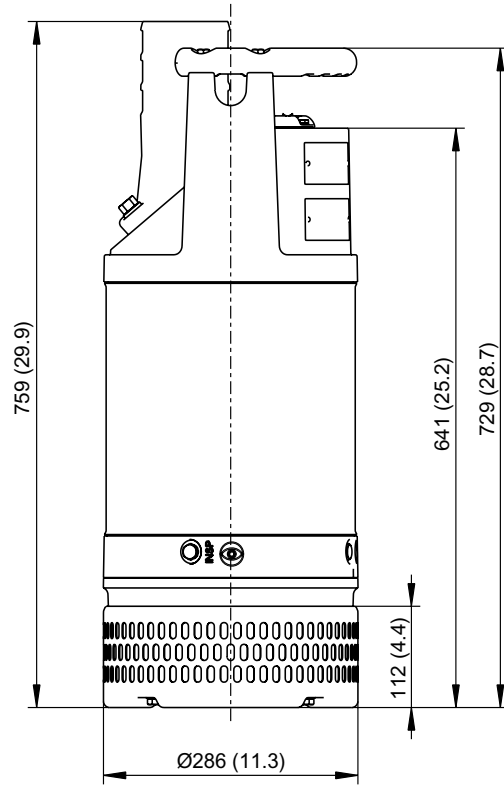
All drawings are available as Acrobat documents (.pdf) and AutoCad drawings (.dwg). Download the drawings from www.flygt.com or contact your ITT Flygt representative for more information.


All dimensions are in mm (inch).

MT, HT, S-installation



MT, HT, S-installation





A series of horizontal dashed lines for writing practice, starting below the pencil illustration and extending across the width of the page.



www.flygt.com